


PT Wijaya Karya Beton Tbk 2Q 2016 Results



DISCLAIMER

The information that follows is a presentation of general background information about PT Wijaya Karya Beton Tbk (the “Company” or “WIKABeton”) prepared by the Company.

This presentation has been prepared for information purposes only. None of the information appearing in this presentation may be distributed to the press or other media or reproduced or redistributed in the whole or in part in any form at any time. Any recipient of this presentation and its directors, officers, employees, agents and affiliates must hold this presentation and any information provided in connection with this presentation in strict confidence and may not communicate, reproduce, distribute or disclose to any other person, or refer to them publicly, in whole or in part.

This presentation does not constitute an offer to sell or the solicitation of an offer to buy any securities in the United States or any other jurisdiction in which such offer, solicitation or sale would be unlawful prior to registration or qualification under the securities laws of any such jurisdiction, and neither this presentation nor anything contained herein shall form the basis of or be relied on in connection with any contract or commitment whatsoever. No securities may be offered or sold in the United States absent registration or an applicable exemption from registration requirements. Any public offering of securities to be made in the United States will be made by means of a prospectus. Such prospectus will contain detailed information about the company making the offer and its management and financial statements. No public offer of securities is to be made by the Company in the United States. This presentation may contain forward-looking statements and estimates with respect to the future operations and performance of the Company and its affiliates. Investors and security holders are cautioned that forward-looking statements are subject to various assumptions, risks and uncertainties, many of which are difficult to predict and are generally beyond the control of the Company. Such assumptions, risks and uncertainties could cause actual results and developments to differ materially from those expressed in or implied by the forward-looking statements.

Accordingly, no representation or warranty, either expressed or implied, is provided in relation to the accuracy, completeness or reliability of the information contained in this presentation, nor is it intended to be a complete statement or summary of the resources markets or developments referred to in this presentation. It should not be regarded by recipients as a substitute for the exercise of their own judgment.

Neither the Company or any other person assumes responsibility for the accuracy, reliability and completeness of the forward-looking statements contained in this presentation. The forward-looking statements are made only as of the date of this presentation. The Company is under no duty to update any of the forward-looking statements after this date to conform such statements to actual results or developments or to reflect the occurrence of anticipated results or otherwise.

By accepting delivery of this presentation, the recipient agrees to accept and be bound by the statements, restrictions and limitations set forth herein.

TABLE OF CONTENTS

1	COMPANY PROFILE
2	INDUSTRY OVERVIEW
3	BUSINESS OVERVIEW
4	FINANCIAL HIGHLIGHT
5	COMPANY UPDATES

1 COMPANY PROFILE





VISION, MISSION & CORE VALUE



Vision

“To be the foremost company in the precast concrete product industry”

Mission

- To be the market leader in precast concrete industry in Southeast Asia
- To provide excellent services to customers on the fulfillment of quality, time and price
- To apply management system and technology which can increase efficiency, consistently maintain the quality, ensure the occupational health and safety based on environmental requirement
- To continuously grow together with business partners for a mutual benefit
- To enhance employees competence and welfare



Core Value

Commitment

Innovation

Balance

Excellence

Relationship

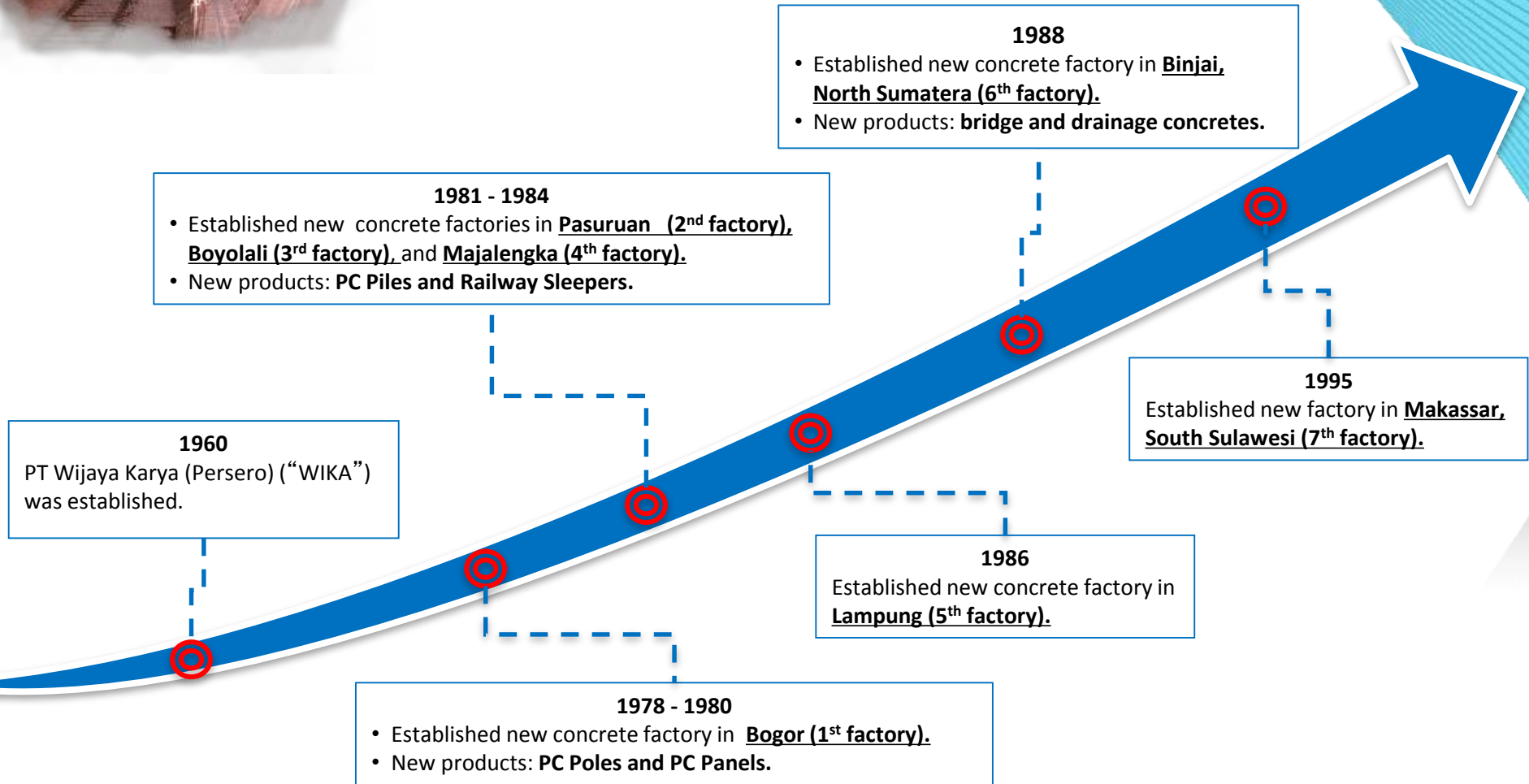
Teamwork

Integrity



KEY MILESTONE (1/2)

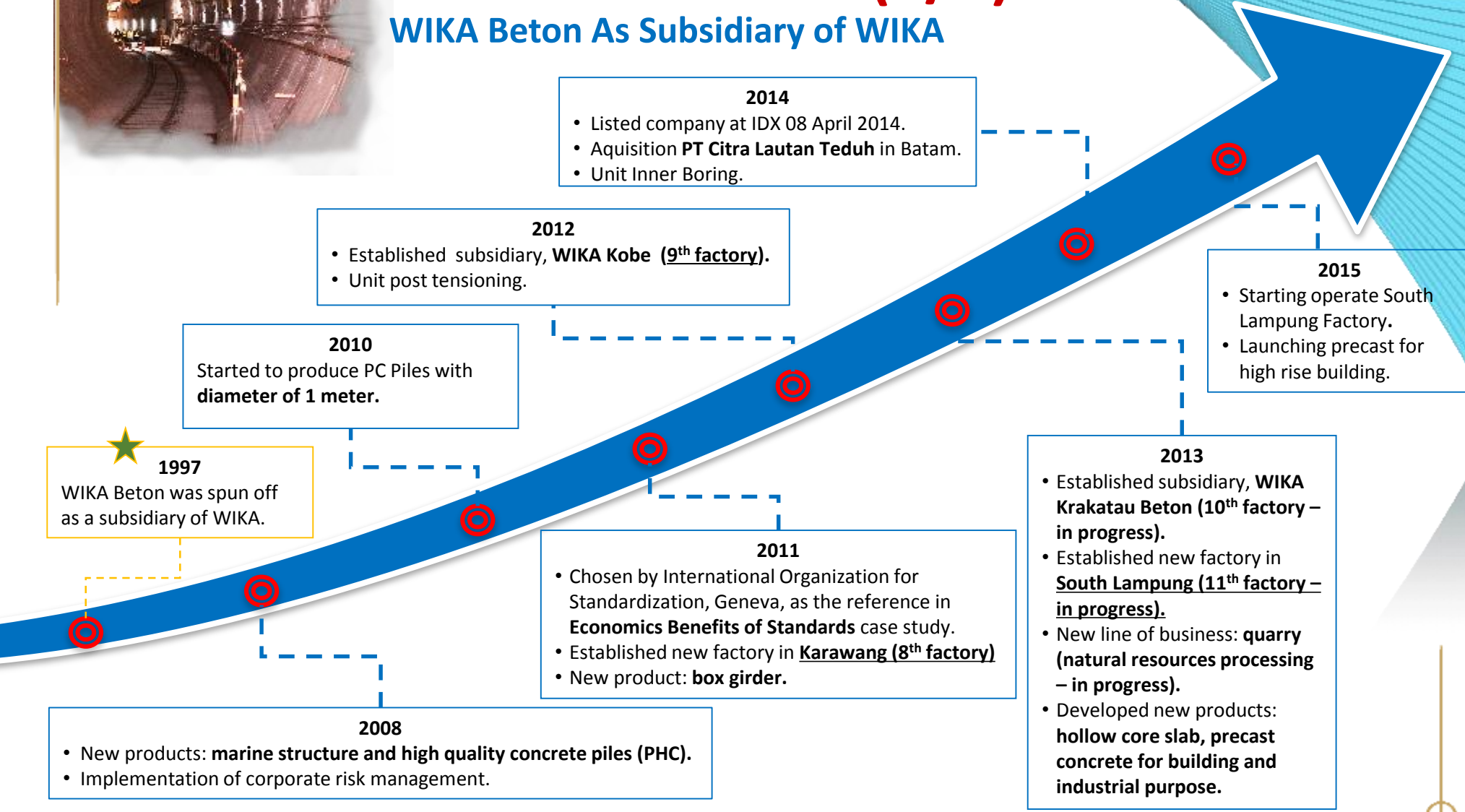
WIKA Beton As Subsidiary of WIKA





KEY MILESTONE (2/2)

WIKABETON As Subsidiary of WIKAKOBE



2014

- Listed company at IDX 08 April 2014.
- Acquisition **PT Citra Lautan Teduh** in Batam.
- Unit Inner Boring.

2012

- Established subsidiary, **WIKAKOBE (9th factory)**.
- Unit post tensioning.

2010

Started to produce PC Piles with diameter of 1 meter.

1997

WIKABETON was spun off as a subsidiary of WIKAKOBE.

2008

- New products: **marine structure and high quality concrete piles (PHC)**.
- Implementation of corporate risk management.

2011

- Chosen by International Organization for Standardization, Geneva, as the reference in **Economics Benefits of Standards** case study.
- Established new factory in **Karawang (8th factory)**
- New product: **box girder**.

2013


- Established subsidiary, **WIKAKRATAU BETON (10th factory – in progress)**.
- Established new factory in **South Lampung (11th factory – in progress)**.
- New line of business: **quarry (natural resources processing – in progress)**.
- Developed new products: **hollow core slab, precast concrete for building and industrial purpose**.

2015

- Starting operate South Lampung Factory.
- Launching precast for high rise building.

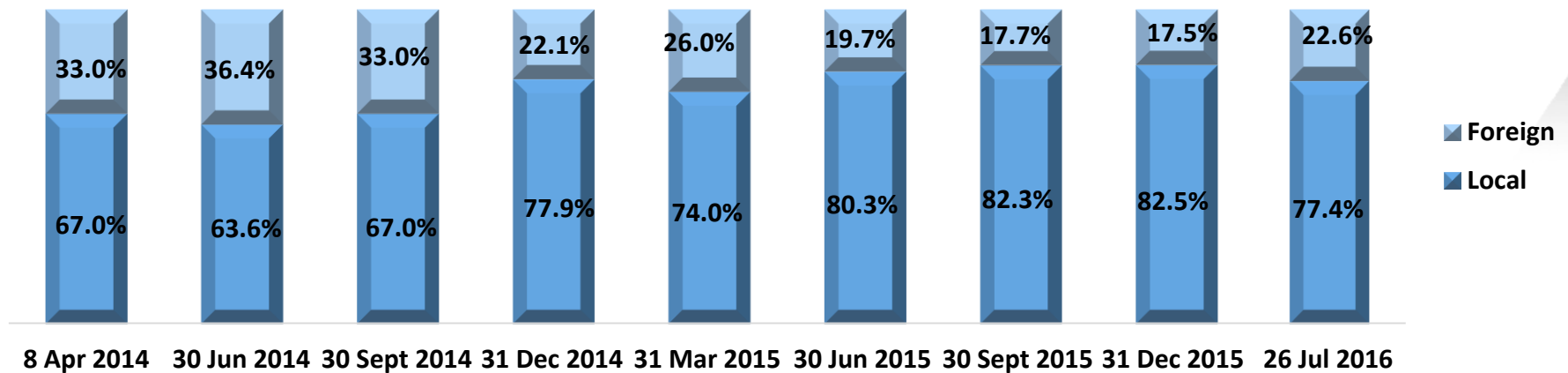
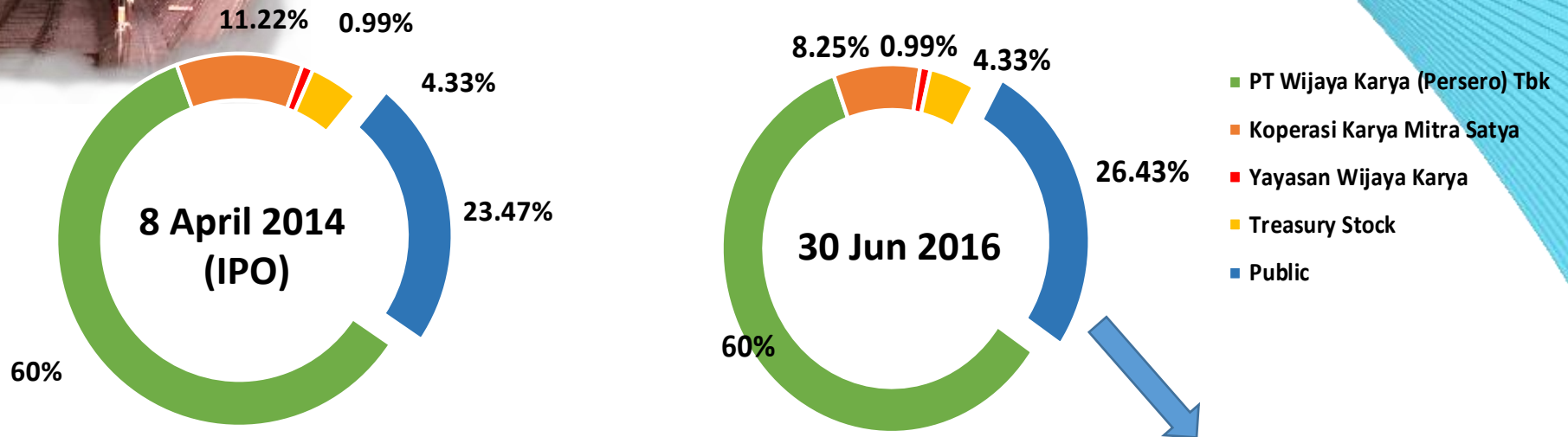


CORPORATE STRUCTURE (1/2)





CORPORATE STRUCTURE (2/2)





MANAGEMENT TEAM

Board of Commissioners

President Commissioner	Gandira Gutawa Sumapraja
Commissioner	A. Boediono
Commissioner	Muhammad Chusnufam
Commissioner	Tumik Kristianingsih
Independent Commissioner	Asfiah Mahdiani
Independent Commissioner	Priyo Suprobo

Board of Directors

President Director	Wilfred I.A Singkali
Director	Hadian Pramudita
Director	Entus Asnawi Mukhson
Director	Fery Hendriyanto
Director	Hari Respati
Independent Director	Sidiq Purnomo



COVERAGE AREA

12 FACTORIES, 1 MOBILE FACTORY, 6 SALES AREAS, 2 REPRESENTATIVE OFFICES, 2 SUBSIDIARY, 3 QUARRY



Installed Production Capacity is 2.5 million ton per year



PRODUCTION FACILITIES

FACTORY	LAND AREA	PRODUCTION LINES
North Sumatera	5.0 Ha	6
Lampung	6.1 Ha	5
South Lampung	27.3 Ha	3
Bogor	13.2 Ha	8
Karawang	13.8 Ha	4
Majalengka	6.5 Ha	3
Boyolali	4.1 Ha	6
Pasuruan 1	6.9 Ha	5
Pasuruan 2	6.0 Ha	2
South Sulawesi 1	3.0 Ha	3
South Sulawesi 2	7.8 Ha	2
Quarry Cigudeg	43.1 Ha	-
Quarry Donggala	23.7 Ha	-
Quarry South Lampung	42.7 Ha	-
PT Citra Lautan Teduh	27.5 Ha	2
PT WIKAL Kobe	3.5 Ha	2
PT WIKAL Krakatau Beton	3.0 Ha	-
Others	0.4 Ha	-
TOTAL	243.6 Ha	51

**BATCHING PLANT
46 UNIT**



CONTINUOUS INNOVATION

WIKA Beton is committed to **improve product quality and customer satisfaction through innovation**

2004
The first to produce **Big PC Segmental Box Girder**.

2009
The first manufacturer to produce **PC Piles with diameter of 800mm, 1,000mm and 1,200mm.**

2014
PC Cylinder Piles with **diameter up to 2,000mm and maximum length of 60 meter.** Inner Boring System for PC Piles installation.

2016

- Launching **PC WALL with length up to 24.6 m**
- Launching **track slab for railway**

7

2007
The first **PC Sleepers** manufacturer for Turn Out (Wessel).

9

2012
Earned **PATENTS: Double Tee product and Railway Crossing.**

2015

- Launching **precast for high rise building.**

4

1989
Applied **Segmental Mouldings System** to improve efficiency and effectivity of production.

2

1984
The first to pass **PC sleepers test track.**

5

1995

- The first **precast concrete manufacturer** earned **ISO 9001 Certification.**
- Mass produced **Very High Strength Concrete K-800.**
- Started to produce **Corrugated Concrete Sheet Piles (CCSP).**
- The first manufacturer of **high pressure concrete pipe.**

3

1985
The first **precast concrete manufacturer for high rise building.**

1

1980
The first **PC Poles** manufacturer.



TYPE OF PRODUCT (1/3)



PC POLES



PC PILES



CONCRETE BRIDGE



PC WALL



TUNNEL



HOLLOW CORE SLAB



TYPE OF PRODUCT (2/3)



RAILWAY SLEEPERS



HYDRO STRUCTURE



BUILDING & HOUSING



MARINE STRUCTURE



RETAINING WALL



CYLINDER PILES



TYPE OF PRODUCT (3/3)



POST TENSION



QUARRY & CRUSHING PLANT



INNERBORE

2 INDUSTRY OVERVIEW






PEMBANGUNAN INFRASTRUKTUR JOKOWI 2015-2019




- Jalan baru **2.650 Km**
- Jalan tol **1.000 Km**
- Pemeliharaan jalan **46.770 Km**



- Pembangunan Jalur KA **3.258 Km** di Jawa, Sumatera, Sulawesi dan Kalimantan terdiri dari: KA Antar kota **2.159 Km**, KA Perkotaan **1.099 Km**




- Pembangunan **15 Bandara baru**
- Pengadaan **20 Pesawat Perintis**
- Pengembangan Bandara untuk pelayanan **Cargo Udara di 6 Lokasi**



- Pembangunan Pelabuhan Penyeberangan di **60 Lokasi**
- Pengadaan Kapal penyeberangan perintis sebanyak **50 unit**



- Pembangunan **24 Pelabuhan baru**
- Pengadaan **26 Kapal Barang Perintis**
- Pengadaan **2 Kapal Ternak**
- Pengadaan **500 unit Kapal rakyat**



- Pembangunan **BRT di 29 kota**
- Pembangunan angkutan massal cepat di kawasan perkotaan (**6 Kota metropolitan, 17 Kota besar**)

SUMBER: BAPPENAS / INFOGRAFIS: ANDHIKA AKBARYANSYAH/DETIKCOM



INFRASTRUCTURE

INVESTMENT REQUIREMENT 2015-2019

SECTOR	STATE BUDGET ¹	LOCAL GOVERNMENT BUDGET	STATE OWNED ENTERPRISE ²	PRIVATE LOCAL ³	TOTAL
Road	340.0	200.0	65.0	200.0	805.0
Railway	150.0	-	11.0	122.0	283.0
Sea Transportation ⁴	498.0	-	238.2	163.8	900.0
Air Transportation	85.0	5.0	50.0	25.0	165.0
Land (Include ASDP)	50.0	-	10.0	-	60.0
City Transportation ⁵	90.0	15.0	5.0	5.0	115.0
Electricity ⁶	100.0	-	445.0	435.0	980.0
Energy (gas)	3.6	-	151.5	351.5	506.6
Information and Communication Technology	12.5	15.3	27.0	223.0	277.8
Water Resources	275.5	68.0	7.0	50.0	400.5
Clean Water and Sewage	227.0	198.0	44.0	30.0	499.0
Public Housing	384.0	44.0	12.5	87.0	527.5
TOTAL INFRASTRUCTURE	2,215.6	545.3	1,066.2	1,692.3	5,519.4
Percentage	40.14%	9.88%	19.32%	30.66%	100.00%

- 1) Supporting funding from Central Government.
- 2) Supporting funding and investment from State Owned Enterprise.
- 3) Maximum contribution private sector to accelerate infrastructure development cooperation between government and private including business to business scheme.
- 4) Including sea toll component and routine expenditure.
- 5) Allocation for railways and road based for city transportation.
- 6) Funding ability PT PLN max Rp250tn, need support investment from government.

Source : Bappenas (National Planning Bureau) , January 2015

3 BUSINESS OVERVIEW

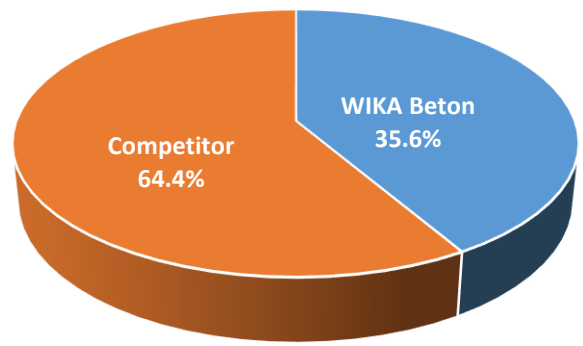




LARGEST CAPACITY and LEADING MARKET SHARE

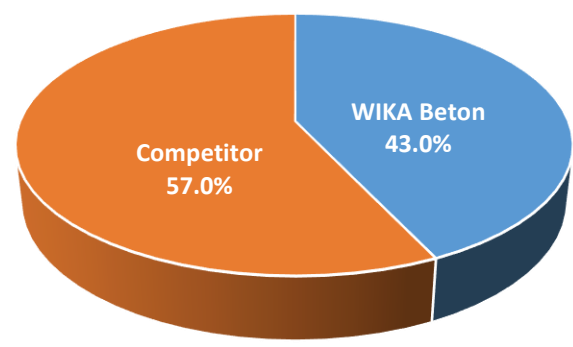
- Based on internal research, in 2015, there are **23 precast concrete production facilities in Indonesia** with **total production capacity of 6.5 million ton per year**.
- **WIKAL Beton has the biggest production capacity with 35.6% of total production capacity in Indonesia** or equivalent of 2,3 million ton per year.
- **WIKAL Beton's market share was estimated around 43.0% in 2015.**

Production Capacity of Indonesian Precast Concrete Industry (2015)



Source : Internal Research of PT Wijaya Karya Beton Tbk

Market Share of WIKAL Beton Based on Sales (2015)



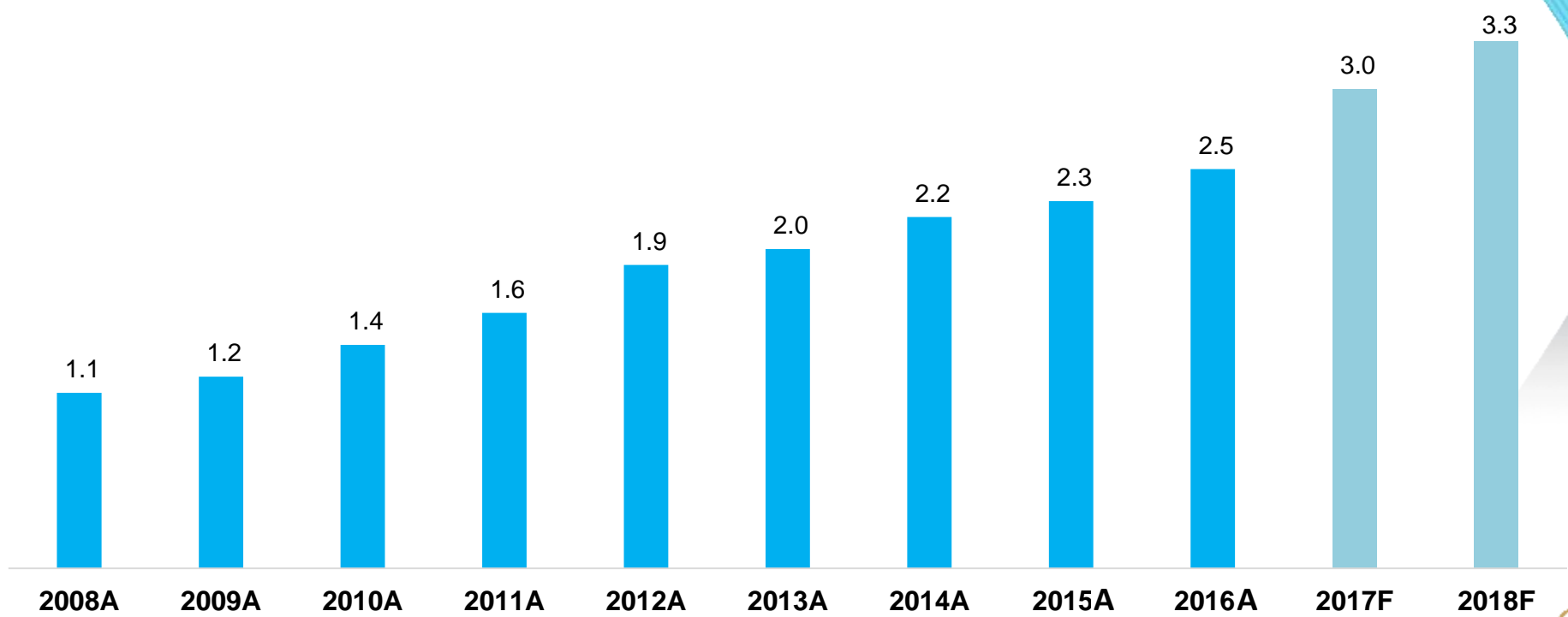
Source : Internal Research of PT Wijaya Karya Beton Tbk



PRODUCTION CAPACITY 2008 - 2018

- Currently, WIKA Beton's installed production capacity is approximately 2,5 million ton per year.
- WIKA Beton's installed production capacity is expected to grow 210% from 2008 – 2018.

Installed Production Capacity (Million Ton per Year)





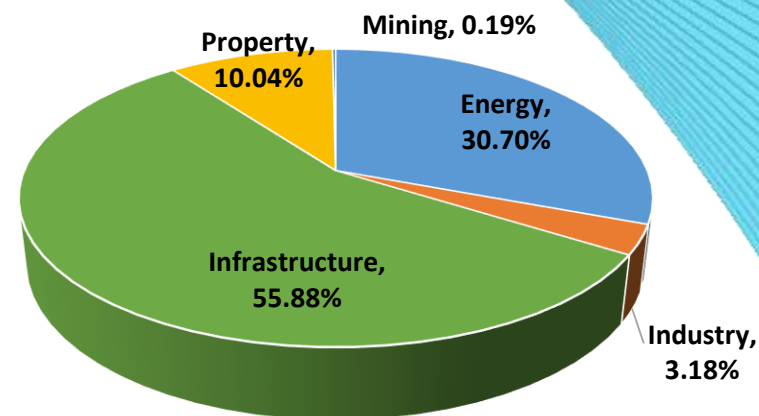
CUSTOMERS' PROFILE

- Based on line of business, Infrastructure sector contributed 49% of total WIKAL Beton's revenue in 2015.
- Based on customers' ownership, private – local companies contributed 56.7% of total WIKAL Beton's revenue in 2015, followed by State Owned Enterprise with 25.1%.
- Contribution from WIKAL in 2015 was 12.4%.

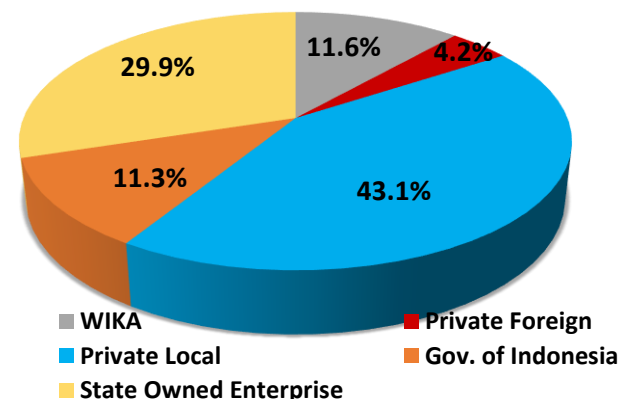
Top 10 Buyers 2Q 2016

No	Customer	Contribution
1	PT Perusahaan Listrik Negara (Persero)	12.6%
2	WIKAL	11.6%
3	Balai Teknik Perkeretaapian	11.3%
4	Sinohydro Corp. Ltd	4.2%
5	PT Adhi Karya (Persero) Tbk	3.6%
6	PT Pembangunan Perumahan (Persero) Tbk	2.9%
7	Sumitomo Mitsui Corp Co- Hutama Karya JO	2.4%
8	PT Hutama Karya (Persero)	2.3%
9	Shimizu-Obayashi-Wijaya Karya-Jaya Konstruksi JO	2.1%
10	Yayasan St.Carolus	2.0%

Customers' Profile Based on Line of Business in 2Q 2016 (Percentage of New Contract)



Customers' Profile Based on Ownership in 2Q 2016 (Percentage of Revenue)

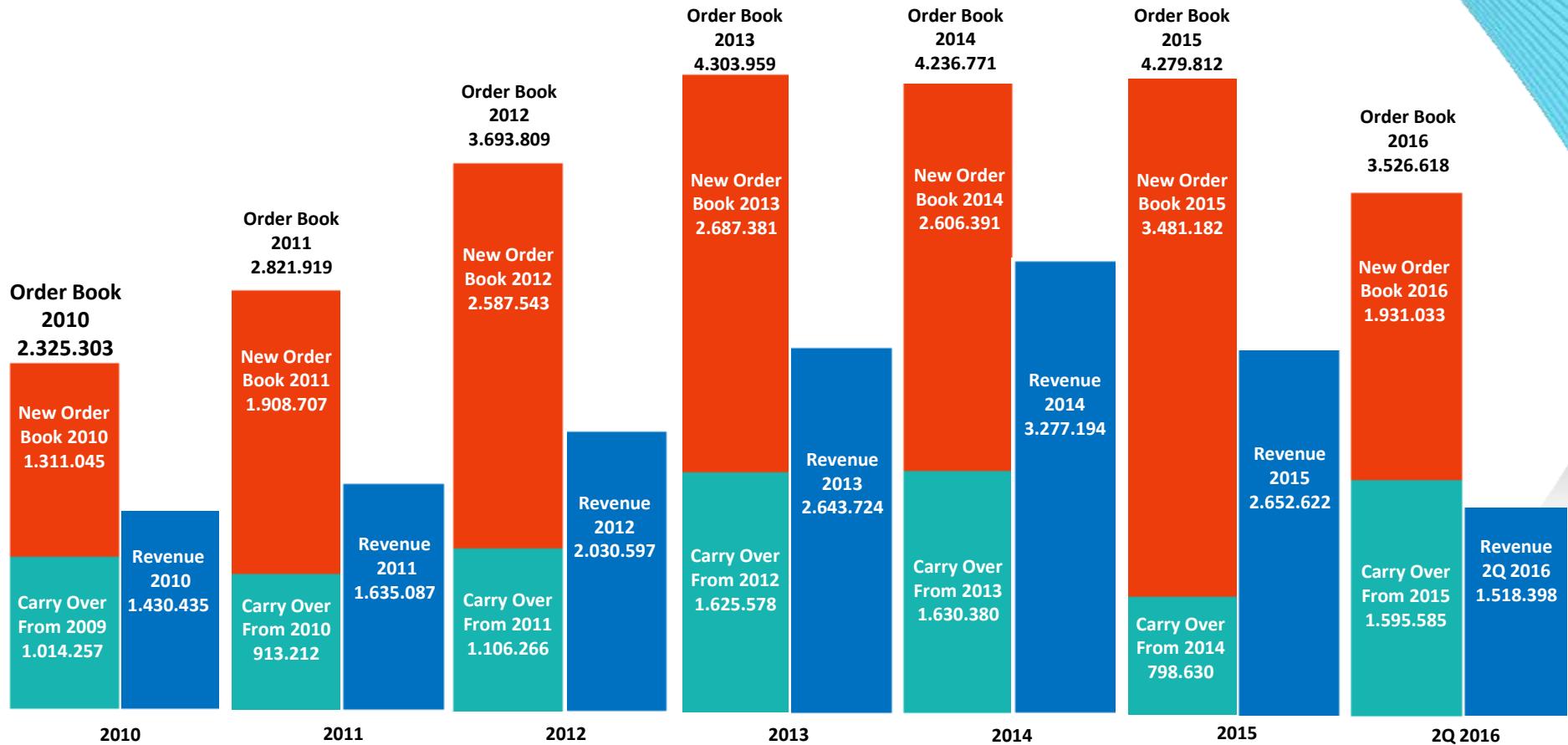


4 FINANCIAL HIGHLIGHT




ORDER BOOK & REVENUE

Total Order Book Vs. Revenue (IDR Million)



REVENUE CONTRIBUTION



	2011	2012	2013	2014	2015	2Q 2015	2Q 2016
Services	1%	1%	1%	2%	2%	2%	3%
Non Centrifugal Product	27%	31%	39%	29%	37%	24%	44%
Centrifugal Product	72%	68%	60%	69%	61%	74%	53%

■ Centrifugal Product
 ■ Non Centrifugal Product
 ■ Services



USAGE IPO PROCEED (REVISED)

No	Subject	Budget Allocation from IPO	Budget Allocation after Annual General Meeting of Shareholders
A	BUSINESS EXPANSION (85%)		
	1 Processing of natural materials quarry in Cigudeg, Donggala, Boyolali and South Lampung.	12%	11%
	2 Development of New Factories in South Lampung, Pasuruan, and Kalimantan.	34%	34%
	3 Capacity expansion of existing factories at the factories in North Sumatra Factory, Lampung, Bogor, Karawang, Majalengka, Boyolali, South Sulawesi and mould Products.	18%	27%
	4 The services business development such as purchase of inner boring pile equipment and addition of post tensioning equipment.	18%	13%
	5 The establishment of mould maker	3%	0%
B	WORKING CAPITAL (15%) Additional Working Capital		
		15%	15%
		100%	100%



USAGE IPO PROCEED

No	Subject	Budget Allocation	Progress on 30 Jun 16
A	BUSINESS EXPANSION (85%)		
	1 Processing of natural materials quarry in Cigudeg, Donggala, Boyolali and South Lampung.	11%	83.67%
	2 Development of New Factories in South Lampung, Pasuruan, and Kalimantan.	34%	75.14%
	3 Capacity expansion of existing factories at the factories in North Sumatra Factory, Lampung, Bogor, Karawang, Majalengka, Boyolali, South Sulawesi and mould Products.	27%	81.30%
	4 The services business development such as purchase of inner boring pile equipment and addition of post tensioning equipment.	13%	89.18%
	5 The establishment of mould maker	0%	0%
B	WORKING CAPITAL (15%) Additional Working Capital	15%	100.00%
		100%	

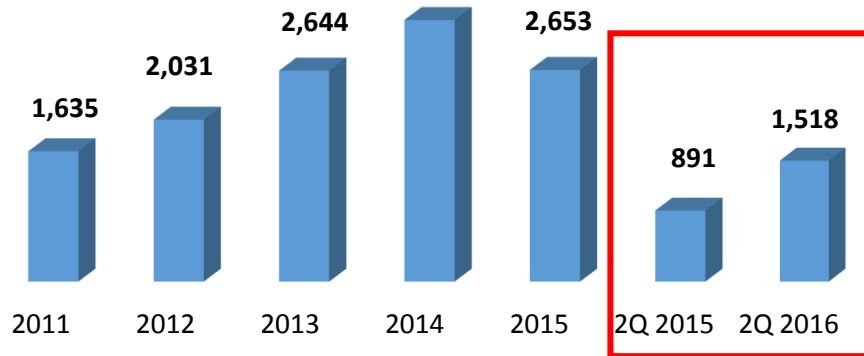
Total Usage of IPO Proceed until 30 Jun 2016 :

83.3%

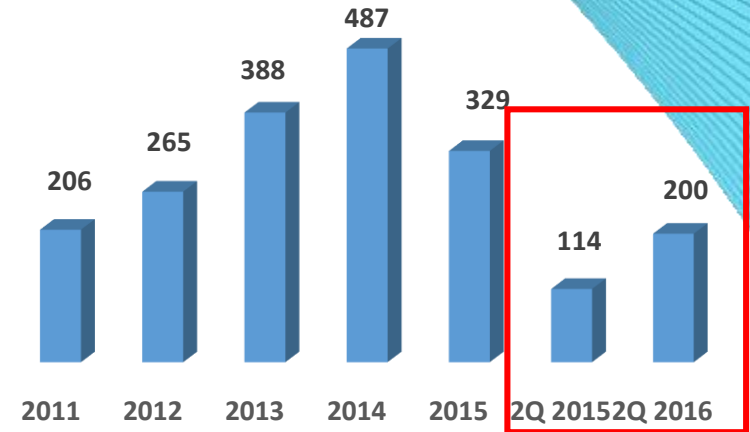
SUMMARY OF INCOME STATEMENT



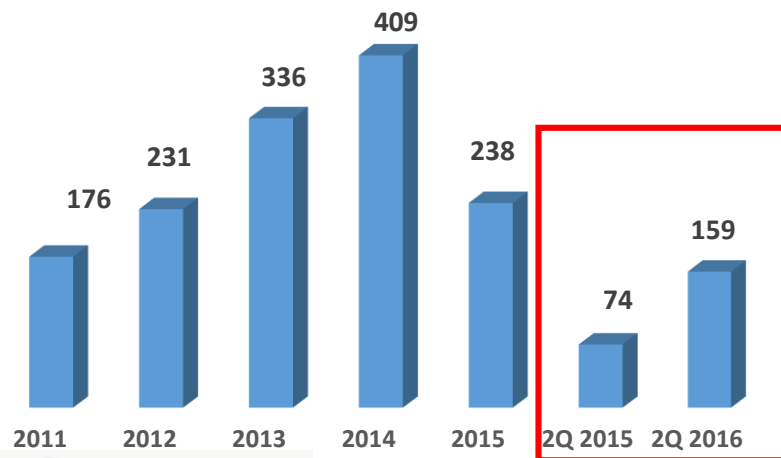
Revenue (IDR bn)



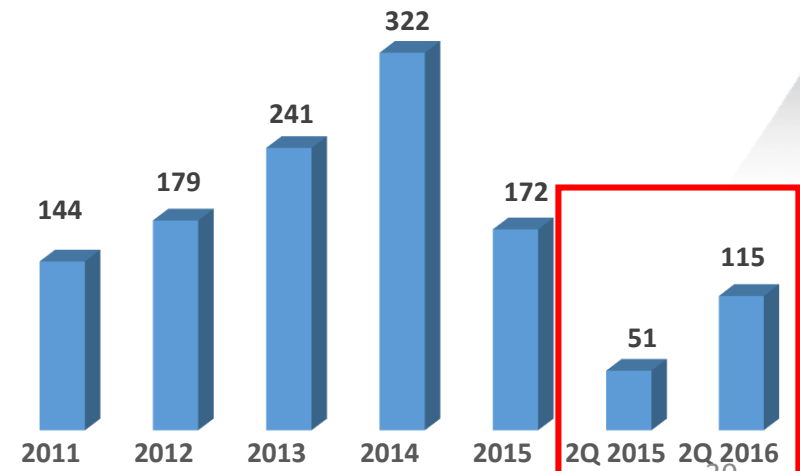
Gross Profit (IDR bn)



Operating Profit (IDR bn)



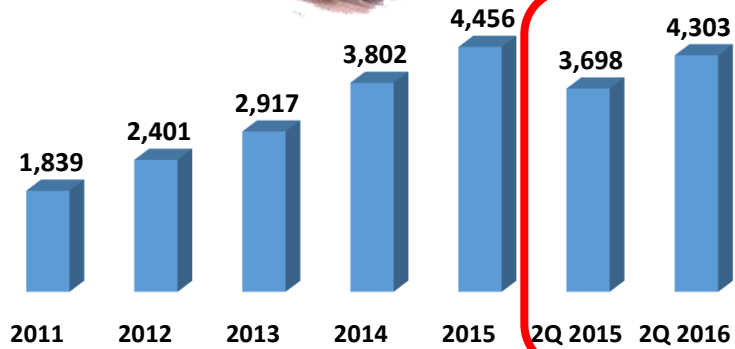
Net Profit (IDR bn)



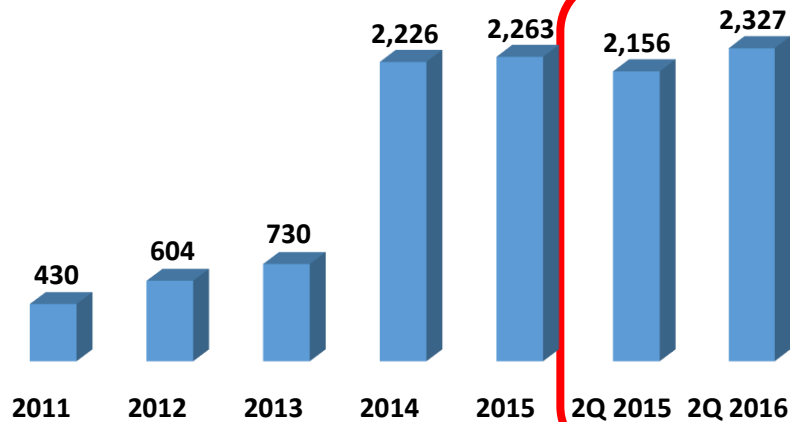
SUMMARY OF BALANCE SHEET



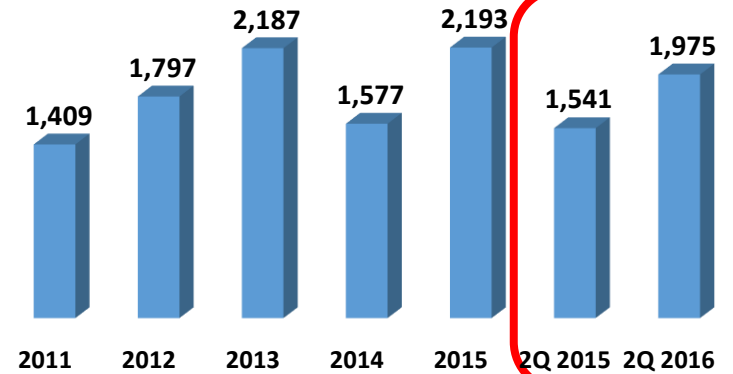
Assets (IDR bn)



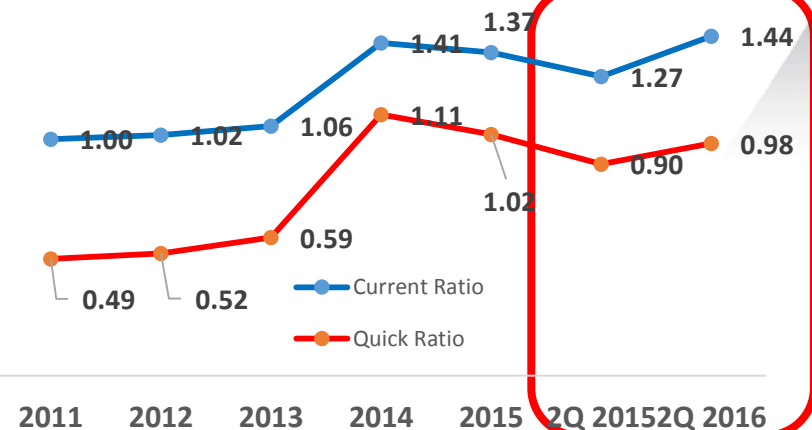
Equity (IDR bn)



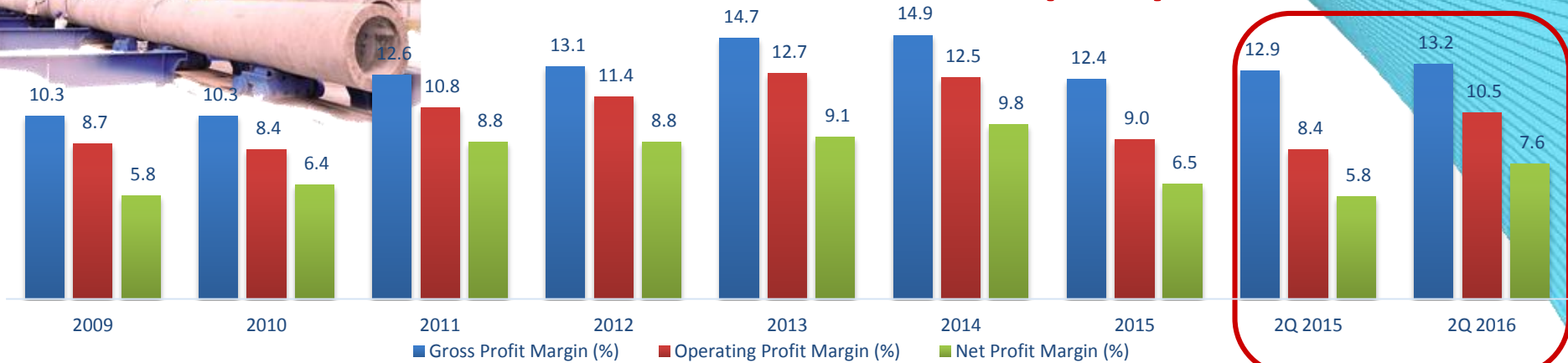
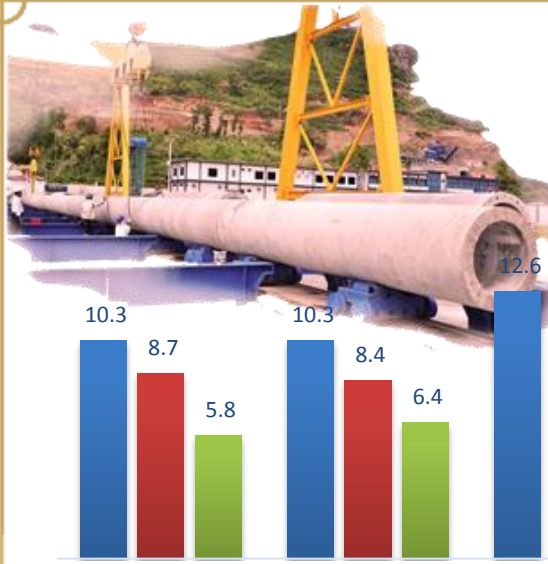
Liabilities (IDR bn)



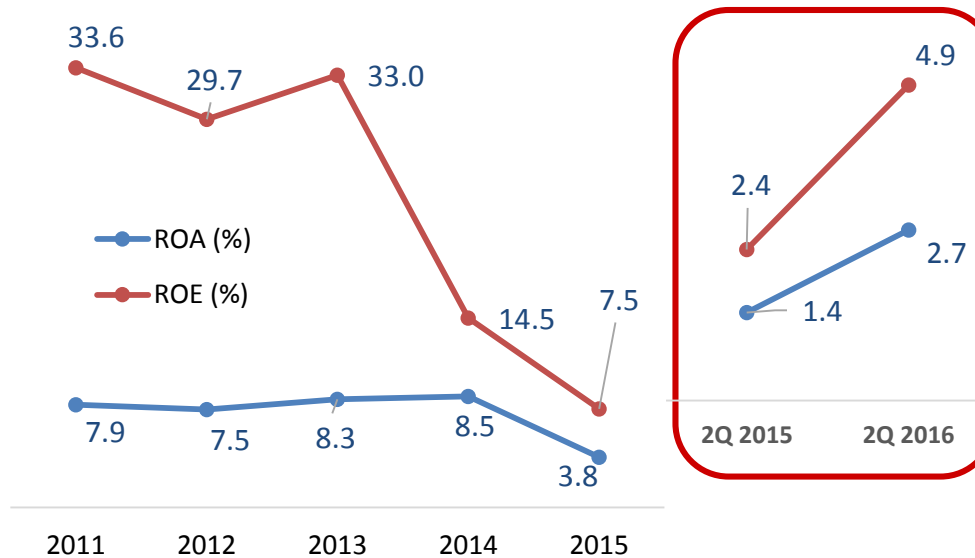
Current Ratio (x) & Quick Ratio (x)



FINANCIAL RATIO AND PROFITABILITY (1/2)



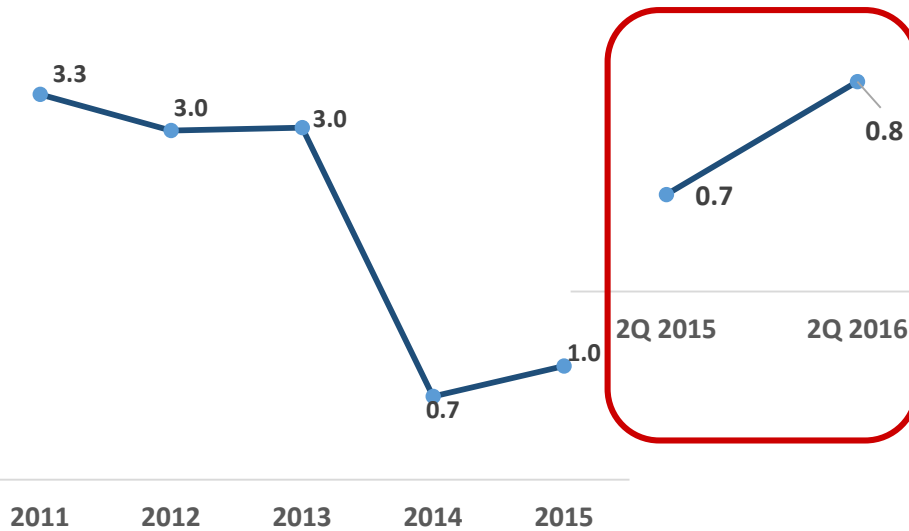
Return on Asset (ROA) and Return on Equity (ROE)



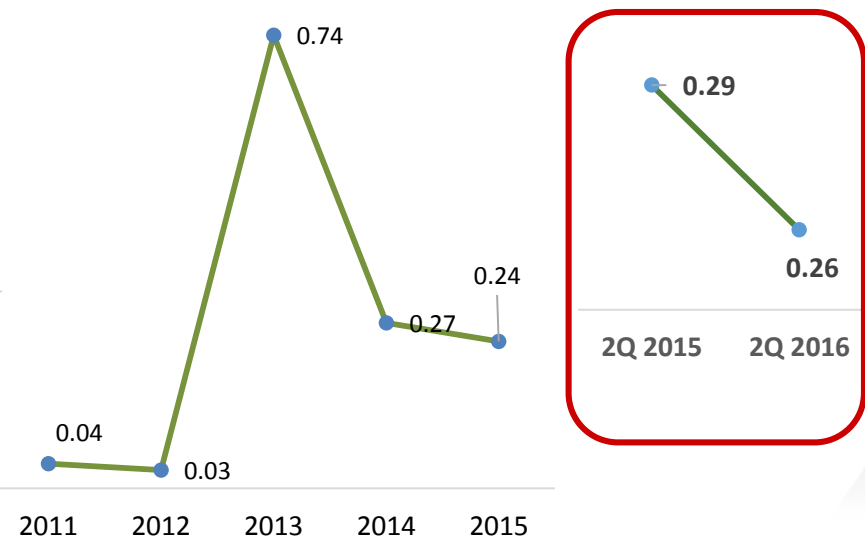
FINANCIAL RATIO AND PROFITABILITY (2/2)



Debt To Equity Ratio (DER)



Gearing Ratio (Equity)



STATEMENTS OF CONSOLIDATED CASH FLOWS

(IDR Million)

Description	2011	2012	2013	2014	2015	1Q 2016	2Q 2016
Operating Activities	135,160	293,848	123,764	192,010	458,415	(190,981)	(96,884)
Investing Activities	(162,239)	(174,250)	(454,305)	(790,214)	(472,119)	(79,964)	(130,562)
Financing Activities	(34,141)	(4,999)	403,249	1,186,279	(201,140)	(67,641)	103,739
Cash and cash equivalent at the Beginning Period	286,940	225,720	340,319	450,399	1,038,475	823,631	485,043
Cash and cash equivalent at the End Period	225,720	340,319	413,027	1,038,475	823,631	485,043	361,336


5 COMPANY UPDATES





ANALYST REPORT

No	Analyst	Company	Target Price (IDR)	Recomendation	Date
1	Theodorus Ariel	Lautandhana Securindo	1,400	Buy	23 Aug 2016
2	Maria Renata	UOB Kayhian	1,300	Buy	30 Jul 2016
3	Bob Setiadi	Mandiri Sekuritas	1,125	Buy	27 Mei 2016
4	Arief Budiman	Ciptadana Securities	1,100	Buy	27 Mei 2016
5	Ari Jahja	Credit Suisse	1,135	Buy	24 Apr 2016
6	Bryan Sjahputra	Sinarmas Sekuritas	1,225	Buy	18 Feb 2016
7	Martha Christina	Phillip Capital Securities	980	Hold	8 Jan 2016



STOCK PERFORMANCE

**PRICE
(IDR)**

**VOLUME
(Million)**





COMPANY UPDATES


A. NEW MOBILE FACTORY – NORTH SUMATERA



COMPANY UPDATES



B. KAVLING 2 PROJECT – CAWANG JAKARTA



COMPANY UPDATES



C. MRT PROJECT





COMPANY UPDATES

D. TRANS SULAWESI RAILWAY PROJECT



COMPANY UPDATES



E. JLNT SESKOAL PROJECT



COMPANY UPDATES



F. SOEKARNO HATTA AIRPORT ACCESS PROJECT, JAKARTA



COMPANY UPDATES



G. TELUK LAMONG PROJECT, EAST JAVA



COMPANY UPDATES



H. QUARRY CIGUDEG – WEST JAVA

- Land area 36,7 Ha
- Project's working time 6 months
- Prod Capacity 350 ton per hour
- Starting operation on 29 Jan 2015
- Initial Investment : Rp 113bn

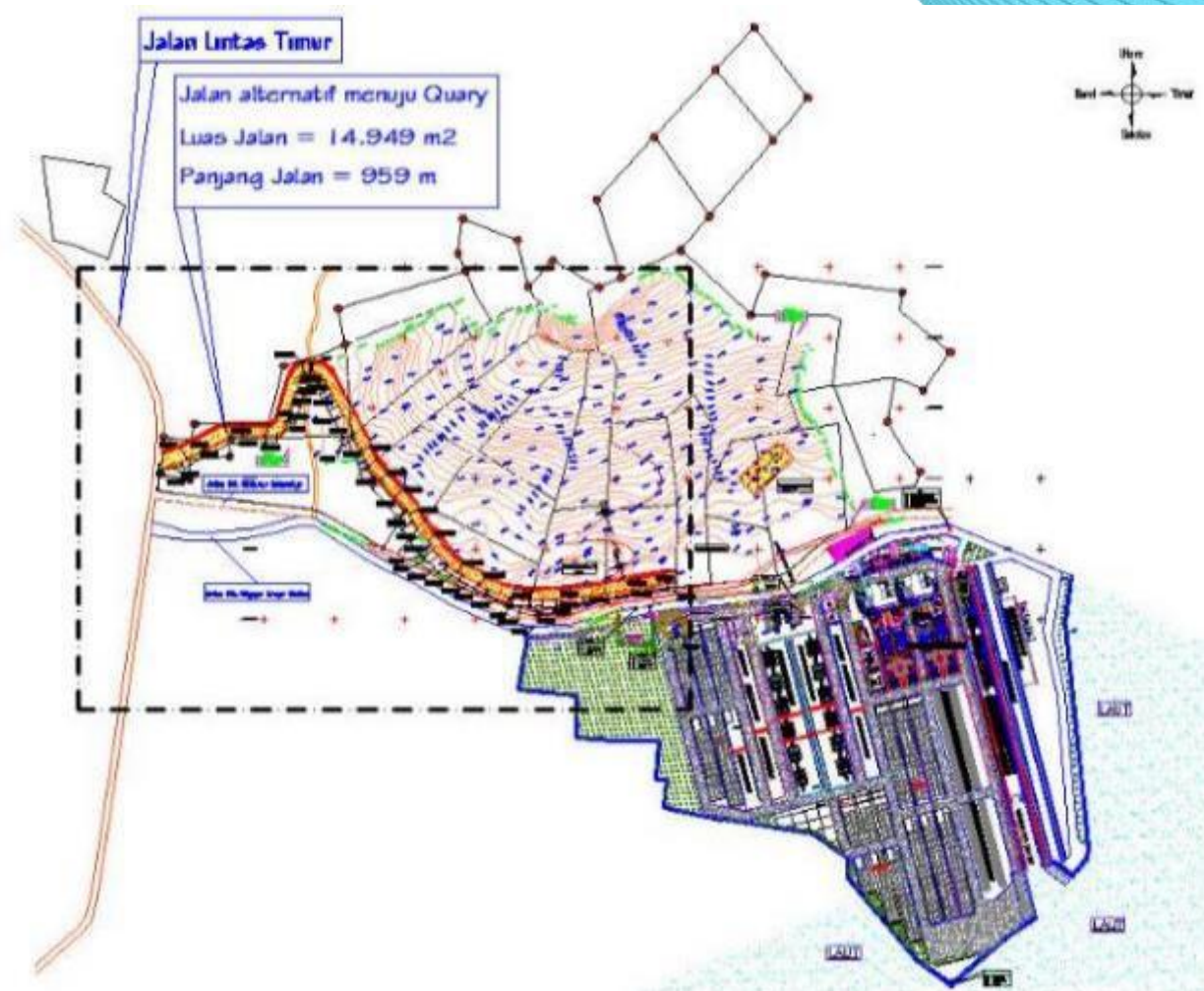


COMPANY UPDATES



I. SOUTH LAMPUNG FACTORY (1/2)

- Land area 67 Ha
 - Quarry 41 Ha
 - Plant Area 26 Ha
- Project Progress :
 - Machinery Instalation & Jetty expansion in progress
- Production : Cylinder Pile dia up to 2 meters, Lenght up to 100 meters.
- 1st phase : 2 Plant for Cylinder Pile
- 2nd phase : 2 Plant for Cylinder Pile




COMPANY UPDATES



J. SOUTH LAMPUNG FACTORY (2/2)



COMPANY UPDATES



K. SURABAYA – MOJOKERTO TOLL ROAD



COMPANY UPDATES

L. SECTION IV TOLL ROAD - MAKASSAR



COMPANY UPDATES

M. CAROLUS HOSPITAL PROJECT





COMPANY UPDATES


M. CAROLUS HOSPITAL PROJECT (2/2)



COMPANY UPDATES



N. GIANT SEA WALL PROJECT



COMPANY UPDATES

O. MANADO INTERCHANGE PROJECT





COMPANY UPDATES

P. HOLTECAMP BRIDGE PROJECT - JAYAPURA





COMPANY UPDATES

Q. EXTRAORDINARY GENERAL MEETING OF SHAREHOLDERS, 20 July 2016





AWARDS & ACHIEVEMENT (1/2)



Best in Building and Managing Corporate Image Category Precast Concrete Product Manufacture from Frontier Consulting Group 2015



Fastest Growing Issuer 2016 - Cement Category from Majalah Warta Ekonomi Indonesia



Best Employers 2015 from AON Hewitt Indonesia



Best Annual Report Award 2014 from Otoritas Jasa Keuangan



Most Valuable Indonesian Brands 2016 from Brand Finance Plc



AWARDS & ACHIEVEMENT (2/2)



Rating History :

July 2013 _{id}A⁺/Stable

July 2014 _{id}A⁺/Stable

July 2015 _{id}A⁺/Stable

for corporate and MTN



Morgan Stanley Capital Index
Started on 07 Nov 2014 - now



August 2015 – January 2016



END OF PRESENTATION

PT WIJAYA KARYA BETON Tbk

Head Office

Jl. Raya Jatiwaringin no. 54
Pondok Gede-Bekasi 17411

Contact Information

Phone : (+6221) 84973363
Fax : (+6221) 84973391, 84973392
Email : wbcc@wika-beton.co.id
marketing@wika-beton.co.id